



Technical features:

- Zinc plated steel case
- Nickel-plated satin steel faceplate
- Nickel-plated reversible latch
- Nickel-plated steel dead-bolts
- Packing: 1 or 5 pcs. (industrial wrapping)

Hand:

0 = Non-handed

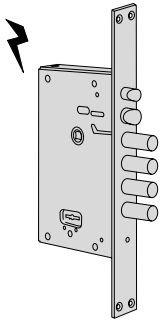
Operation:

- VERSION WITH CONSTRUCTION KEY: the key operates the latch
- VERSION WITH SERVICE KEY: the key operates the latch and first 2 throws

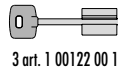
Supplied as standard:

- Keys
- Inside escutcheon item 1.06143.02.0
- Outside escutcheon item 1.06082.01.0

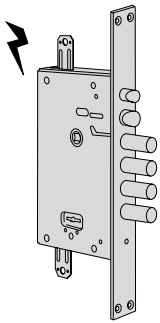
Type	Description	Key item	DEAD-BOLTS							Unit weight	Pieces	ITEM			
			No.	Projection	Distance	Throws	Centre Distance	Faceplate	Backset			Kg	Type	Dim.	Hand



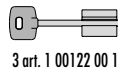
- Dead-bolt and latch
- Electrically controlled dead-locking latch
- 12 V ac CE
- Slide item 1.06224.50.0



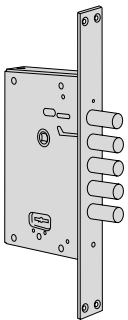
4	28	4	85	35	67	2,650	1	1	17530	28	0	
3 art. 1 00122 00 1	4	28	4	85	35	67	2,350	5	1	17530	48	0



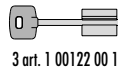
- Dead-bolt and latch
- Electrically controlled dead-locking latch
- 12 V ac CE
- Slide item 1.06224.50.0
- Pre-arranged for additional locking points



4	28	4	85	35	67	2,840	1	1	17535	28	0	
3 art. 1 00122 00 1	4	28	4	85	35	67	2,540	5	1	17535	48	0

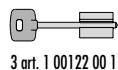


- Dead-bolt only

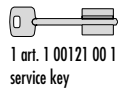


5	28	4	85	35	67	2,480	1	1	57520	28	0
3 art. 1 00122 00 1											

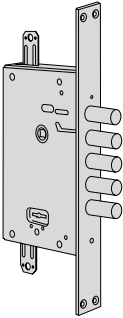



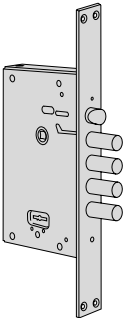





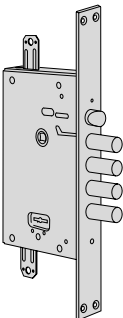

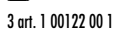




- SERVICE KEY VERSION
- Dead-bolt only



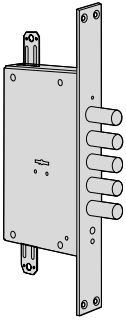
5	28	4	85	35	67	2,500	1	1	57521	28	0
3 art. 1 00122 00 1											



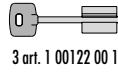
1 art. 1 00121 00 1											

Type	Description	Key item	DEAD-BOLTS							Unit weight	Pieces	ITEM				
			No.	Projection	Distance	Throws	Centre Distance	Faceplate	Backset			Type	Dim.	Hand	Fin.	Pers. Spec.
	<ul style="list-style-type: none"> • Dead-bolt only • Pre-arranged for additional locking points 	 5 3 art. 1 00122 00 1	5	28	4	85	35	67	2,750	1	1 57525 28 0					
		<ul style="list-style-type: none"> • SERVICE KEY VERSION • Dead-bolt only • Pre-arranged for additional locking points 	 5 3 art. 1 00122 00 1	5	28	4	85	35	67	2,600	1	1 57526 28 0				
		 1 art. 1 00121 00 1 service key														
	<ul style="list-style-type: none"> • Dead-bolt and latch 	 4 3 art. 1 00122 00 1	4	28	4	85	35	67	2,680	1	1 57530 28 0					
		<ul style="list-style-type: none"> • CONSTRUCTION KEY VERSION • Dead-bolt and latch 	 4 3 art. 1 00122 00 1	4	28	4	85	35	67	2,700	1	1 57530 88 0				
			 1 art. 1 00121 00 1 construction key													
	<ul style="list-style-type: none"> • SERVICE KEY VERSION • Dead-bolt and latch 	 4 3 art. 1 00122 00 1	4	28	4	85	35	67	2,700	1	1 57531 28 0					
		 1 art. 1 00121 00 1 service key														
	<ul style="list-style-type: none"> • Dead-bolt only • Pre-arranged for additional locking points 	 4 3 art. 1 00122 00 1	4	28	4	85	35	67	2,780	1	1 57535 28 0					
			 4 3 art. 1 00122 00 1	4	28	4	85	35	67	2,500	5	1 57535 48 0				
	<ul style="list-style-type: none"> • CONSTRUCTION KEY VERSION • Dead-bolt and latch • Pre-arranged for additional locking points 	 4 3 art. 1 00122 00 1	4	28	4	85	35	67	2,520	5	1 57535 68 0					
		 1 art. 1 00121 00 1 construction key														
	<ul style="list-style-type: none"> • SERVICE KEY VERSION • Dead-bolt and latch • Pre-arranged for additional locking points 	 5 3 art. 1 00122 00 1	5	28	4	85	35	67	2,800	1	1 57536 28 0					
		 1 art. 1 00121 00 1 service key														

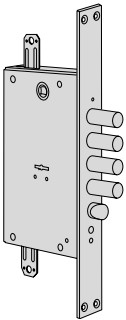
Type	Description	Key item	DEAD-BOLTS								ITEM				
			No.	Projection	Distance	Throws	Centre Distance	Faceplate	Backset	Unit weight	Pieces	Type	Dim.	Hand	Fin.



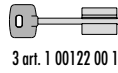
- Dead-bolt only
- Pre-arranged for additional locking points



5	28	4	85	35	67	2,580	1	1	B7525 28 0
5	38	4	85	35	67	2,580	1	1	B7525 38 0
5	28	4	85	35	67	2,580	1	1	B7525 48 0
5	38	4	85	35	67	2,580	1	1	B7525 58 0



- Dead-bolt and latch
- Pre-arranged for additional locking points



4	28	4	85	35	67	2,780	1	1	B7535 28 0
4	38	4	85	35	67	2,780	1	1	B7535 38 0
4	28	4	85	35	67	2,600	1	1	B7535 48 0
4	38	4	85	35	67	2,600	1	1	B7535 58 0